

DELTON®

LIGHT CURING - TYPE II - EXTERNAL - ENERGY-CURED
PIT & FISSURE
SEALANT

Direct
DELIVERY
SYSTEM

CLEAR & OPAQUE FORMULATIONS

FOR OPAQUE SEALANT - SHAKE BOTTLE WELL BEFORE USING

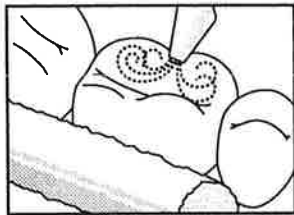
STORAGE: Refrigerate, use at normal room temperature.

DIRECTIONS FOR USE


CODES
2794
2795



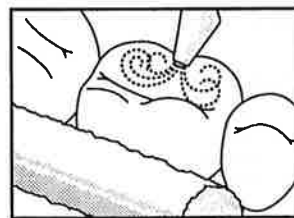
1. Perform a prophylaxis on the entire occlusal surface with a non-fluoride, oil free paste such as Nupro® prophylaxis paste. Rinse well with water.



2. Isolate the quadrant with a rubber dam or cotton rolls and dry each tooth at least 30 seconds with an air syringe.

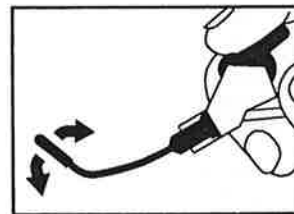


3. Apply Etchant to entire occlusal surface with a brush or cotton pledget. Etch each tooth for a full 60 seconds. Rinse teeth thoroughly for at least 30-seconds each. Dry well. If any areas do not appear frosty and opaque, re-etch for 20 seconds. **Note: Do Not Allow Saliva to Contaminate Etched Surfaces.**




4. Isolate quadrant with a rubber dam or fresh cotton rolls, then dry each tooth with air syringe for at least 30 seconds. Teeth are now prepared to receive sealant.

Note: A Dry Field is Essential.



5. Insert a disposable cartridge into the applicator handle. The tip of the cartridge can be bent to allow easy access to any portion of either arch.



6. The disposable cartridge contains sufficient sealant to treat occlusal surfaces of one quadrant. Remove cap. **Remember: a dry field is essential.**



7. Touch the cartridge tip to the occlusal surface. Depress lever slowly while moving the cartridge tip along fissures to dispense the sealant.


Work Time: 45 seconds



8. With visible light source, expose all coated surfaces for 20 seconds keeping the light exit window about 1-2mm from the surface.

Note: The following polymerization units are acceptable for use with DELTON® Light Curing Pit & Fissure Sealant.

Optilux	Prisma	Litema
Command	Translux	Elipar
Max	Euromax	



9. Set sealant appears as polymerized thin film with color similar to pre-poly liquids. After sealant has set, wipe occlusal surface with cotton roll and check with an explorer for complete coverage and retention. Discard cartridge and cap. Cold sterilize/disinfect applicator following solution manufacturers' recommendations. Do not autoclave.

CAUTION:

Etchant contains 35 percent phosphoric acid. Avoid contact with skin, oral mucosa, eyes, and dentin. In case of contact with skin or eyes, flush immediately with water. Seek medical attention in the case of eye contact. For external use only.

NOTE: When product is not in use, refrigerate. Do not expose directly to sunlight. Replace tops on bottles immediately after use. Store away from ignition sources. Protect from high heat.

DELTON® Pit & Fissure Sealant formulations also available:

2001 — DELTON
Direct Delivery System — Applicator Only
2695 — DELTON
Direct Delivery Refills — Clear
2696 — DELTON
Direct Delivery Refills — Opaque
2797 — DELTON
Applicator Pack with Cartridges — Clear
2798 — DELTON
Applicator Pack with Cartridges — Opaque
2102 — DELTON
Etching Liquid

For professional use only.

Caution: Federal (U.S.) law restricts this device to sale by or on the order of a dentist.

MANUFACTURER:

 Ash
Dentsply

A Division of Dentsply International Inc.
P.O. Box 872, York, PA 17405-0872
(800) 877-0020 Ext. 180